

Directions for the Sandwich Book Report

You will be reading a book of your choice and then writing a Sandwich Book Report. You will need to read the book and work on some of the report on your own time, but you will have some in-class time to work on the report. Follow the directions below to complete your report.

- Your answers to each writing section should be written in full paragraphs. This means you should have at least 4-5 sentences per section. Use specific details from the book to help you in the different writing sections.
- Complete the writing section on your first layer, the **top bread slice**. The top bread slice should have your name, the book title, and author's name.
- Write a summary of the book on the second layer, the **lettuce**.
- Describe the setting of the book on the third layer, the **meat**.
- Describe the main characters in the book on the fourth layer, the **cheese**. Also include why the character is important to the story.
- Write about what you liked or did not like about the book on the last layer, the **bottom bread slice**. Remember, this section is your opinion, or what you thought of the book. Be sure to provide specific reasons why you liked or did not like something.
- Check all writing sections for capital letters and correct punctuation.
- Check for any misspelled words and correct them.
- Next, you will color each layer of your sandwich.
 - Color the **bread slices** either brown or tan.
 - Color the **lettuce** green.
 - Color the **meat** either brown or pink.
 - Color the **cheese** yellow.
- You will now need to cut out the sandwich layers.
- Put them in order how they are listed above.
- Staple your report.
- Congratulations! You are now ready to turn in your Sandwich Book Report.

Checklist


Student Name: _____

Date: _____


Use the checklist given to guide you as you complete your sandwich book report. Place a check in each box when you have completed that section.

Check:	For my book report, I . . .
	Chose and read an appropriate book.
	Wrote all my answers in paragraph form.
	Included all parts of the “sandwich.”
	Wrote my name, the title of the book, and the author’s name on the top bread slice.
	Summarized the story on the lettuce and gave at least five specific details.
	Described the setting on the meat and gave at least four specific details.
	Described the main characters on the cheese and included why each character was important.
	Wrote about what I liked or did not like about the book and gave reasons why I felt this way.
	Checked all of my writing for capital letters and correct punctuation.
	Checked for any misspelled words and corrected them.
	Colored each layer of my sandwich book report the appropriate color.
	Cut, organized, and stapled my sandwich book report.
	Asked my teacher for help if I needed it.
	Turned in my sandwich book report on time.


Bread




Lettuce



Meat



Cheese



Bread

